

QUANTUM^X MX1609TB

Thermocouple amplifier
Type T

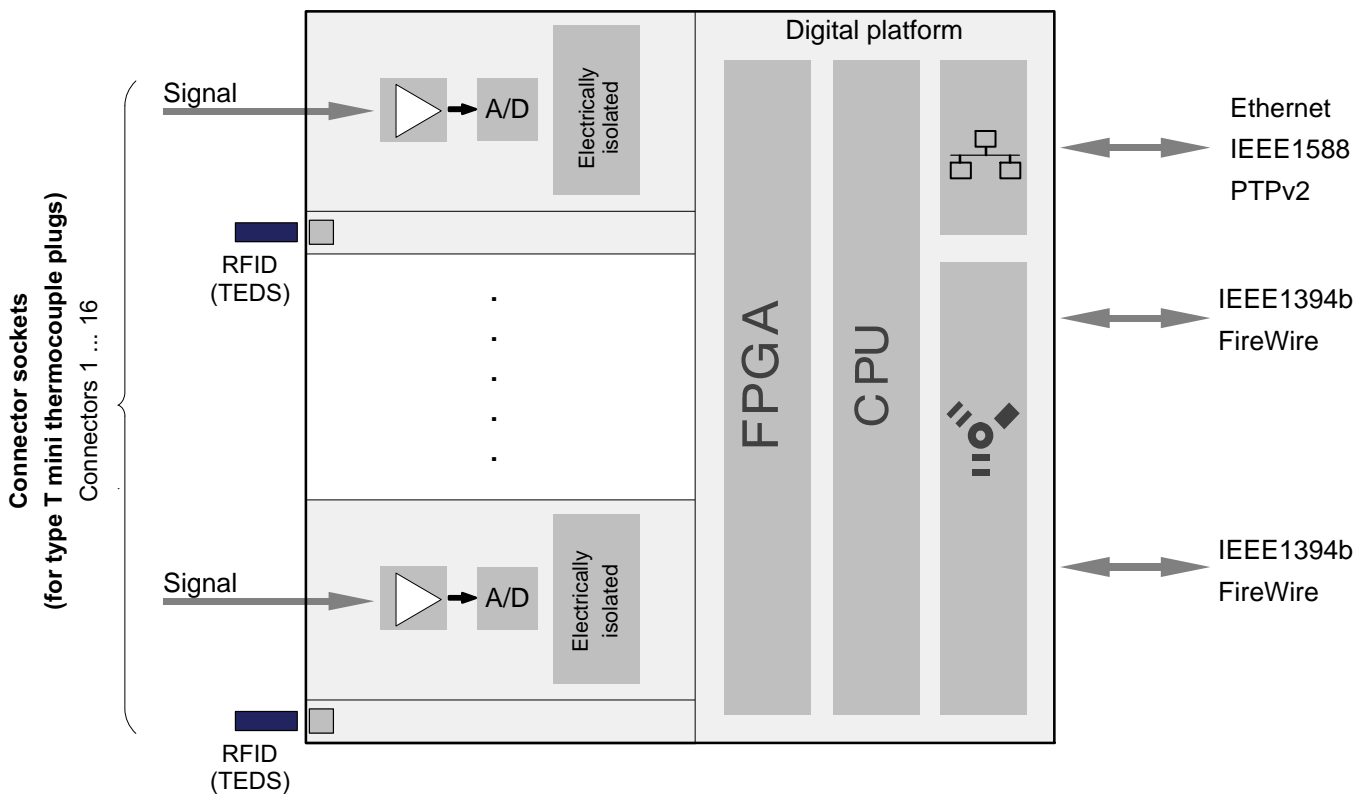
Special features

- 16 individually configurable inputs (electrically isolated)
- Thermocouple mini type T
- Data rate up to 600 Hz per channel
- 8 internal cold junction
- Active low pass filter
- TEDS chip support thanks to RFID (automatic measuring point detection and thermal calibration data)

Data sheet



Block diagram



Specifications MX1609TB

General specifications		
Inputs	Number	16, electrically isolated from each other
Transducer		Thermocouples Type T (Cu -CuNi)
Transducer connection		Mini thermocouple socket Type T
Transducer identification (TEDS chip, IEEE 1451.4)		HBM offers thermo-minis with an integrated RFID chip (wireless TEDS chip) as an option. 1-THERMO-MINI item code. The following information can be stored on the chip: Sensor type, measuring point name in plain text, such as "thermo-clamp-pos-4"; also thermal calibration points such as 0 and 100°.
Sample rates (Domaine adjustable by software, Factory setting is „HBM Classic)	S/s	Dezimal: 0,1 ...200 (600) HBM Classic: 0,1 ... 600
A/D converter		24 Bit Delta Sigma converter
Signal bandwidth	Hz	20 (-3 dB)
Aktive low-pass filter	Hz	Bessel, Butterworth 0.01 ... 20 (-3 dB),
Permissible cable length between MX1609TB and transducer	m	<30
Supply voltage range (DC)	V	10 ... 30, 24 V nominal (rated) voltage
Supply voltage interruption		max. 5 ms at 24 V
Power consumption	W	< 6
Ethernet (data link) Protocol/Addressing Connection Max. cable length to module	- - m	10Base-T / 100Base-TX TCP/IP/direct IP address or DHCP 8P8C plug (RJ-45) with twisted pair cable, Streaming (CAT-5) 100
Synchronization options EtherCAT® 1) IRIG-B (B000 to B007; B120 to B127) IEEE 1588v2 (PTP), NTP		IEEE 1394b FireWire (only QuantumX, automatically) via CX27 via MX440B- or MX840B input channel Ethernet
FireWire (module synchronization, data link, optional supply voltage) Baud rate Max. current from module to module Max. cable length between the nodes Max. number of modules connected in series (daisy chain) Max. number of modules in a FireWire system (including hubs ²), backplane) Max. number of hops ³)	MBaud A m - - -	IEEE 1394b (HBM modules only) 400 (approx. 50 MByte/s) 1.5 5 12 (=11 Hops) 24 14
Nominal (rated) temperature range	°C [°F]	-20 ... +60 [-4 ... +140]
Operating temperature range	°C [°F]	-20 ... +65 [-4 ... +149]
Storage temperature range	°C [°F]	-40 ... +75 [-40 ... +167]
Rel. humidity	%	5 ... 95 (non condensing)
Protection class		III
Degree of protection		IP20 per EN 60529
EMC requirements		per EN 61326
Mechanical tests⁴ (transport tests) Vibration (30 min) Shock (6 ms)	m/s ² m/s ²	50 350

Maximum input voltage at transducer (to housing and ground)	V	60 (no transients)
Dimensions, horizontal (H x W x D)	mm	52.5 x 200 x 122 (with case protection) 44 x 174 x 119 (without case protection)
Weight, approx.	g	900
Thermocouples		
Linearization range Type T	°C [°F]	-100 ... +400 [-148 ... +752]
Transducer impedance	Ω	<500
Measurement frequency range (-1 dB)	Hz	0 ... 10
Noise (peak to peak) with Filter 0.1 Hz Bessel with Filter 1 Hz Bessel with Filter 10 Hz Bessel	K K K	0.1 0.2 0.4
Total error limit at 22 °C ambient temperature	K	±0,7 (±0.2 °C: measurement accuracy at a constant ambient temperature in the module can be improved significantly if thermal calibration is used and the calibration data is saved to the sensor data sheet or TEDS chip/RFID)
Temperature drift	K/10K	±0.2
Optional post-scaling of the temperature values Number of pairs of values in the MX1609-T, max. Number of pairs of values from TEDS, max. (from Template Calibration Table)		64 14

1) EtherCAT® is a registered trademark and patented technology, licensed by Beckhoff Automation GmbH, Germany

2) Hub: FireWire node or distributor

3) Hop: Transition from module to module/signal conditioning

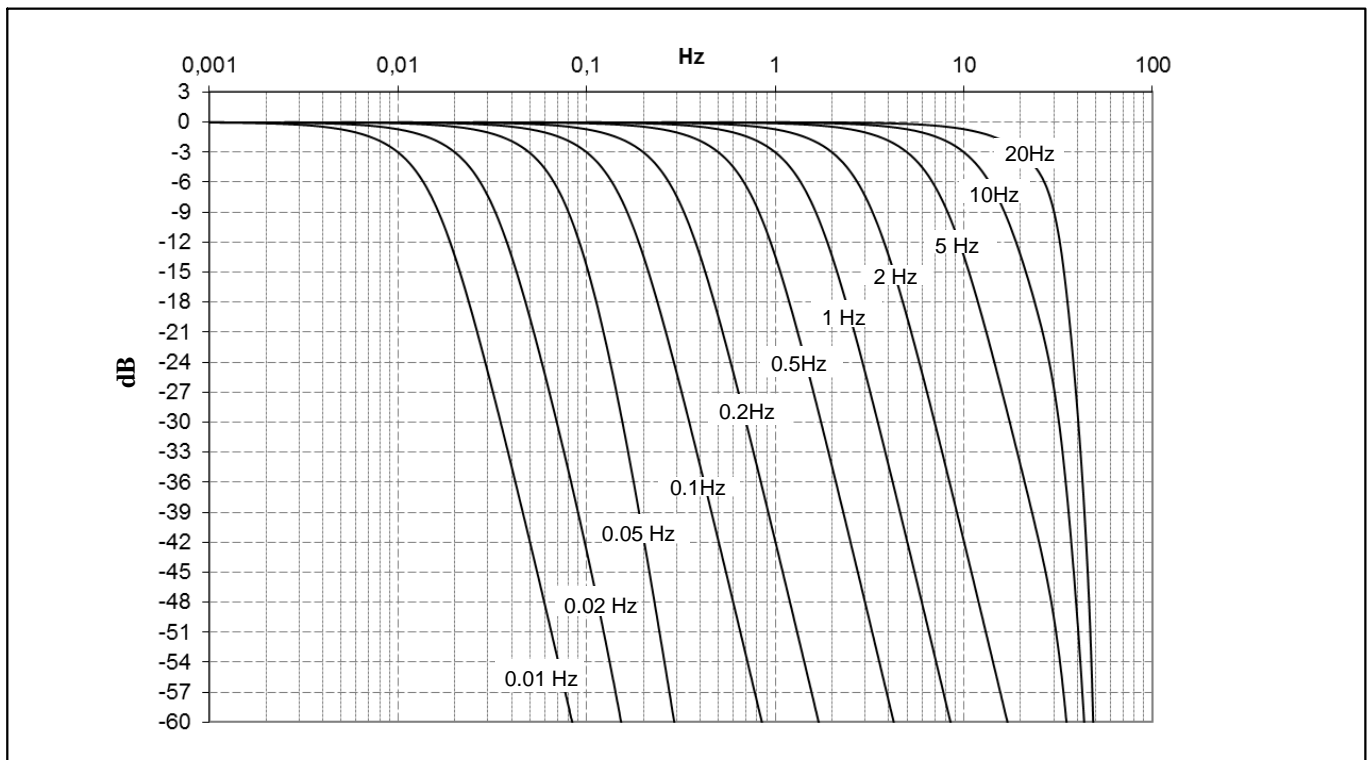
4) Mechanical stress is tested according to European Standard EN60068-2-6 for vibrations and EN60068-2-27 for shock. The equipment is subjected to an acceleration of 50 m/s² in a frequency range of 5...65 Hz in all 3 axes. Duration of this vibration test: 30min per axis. The shock test is performed with a nominal acceleration of 350 m/s² for 6 ms, half sine pulse shape, with 3 shocks in each of the 6 possible directions.

Decimal sample rates and digital low pass filter, type Bessel 4th order

Typ	-1dB (Hz)	-3dB (Hz)	-20dB (Hz)	Phase delay (ms) ¹⁾	Rise time (ms)	Overshoot (%)	Data rate (Hz)
Bessel	11.9	20	36.3	36.7	19.9	5.44	200
	5.9	10	25.3	52.3	35.2	0.98	200
	3.0	5	12.7	85	70	0.84	200
	1.2	2	5.1	184	175	0.85	200
	0.6	1	2.5	349	350	0.85	200
	0.30	0.5	1.27	680	700	0.85	200
	0.12	0.2	0.51	1673	1756	0.85	200
	0.06	0.1	0.25	3324	3518	0.85	200
	0.030	0.05	0.127	7278	6850	0.90	20
	0.012	0.02	0.051	18590	17219	0.90	20
0.006	0.01	0.025	35098	34966	0.86	20	

1) The analog-to-digital converter's delay time is 128 μ s for all data rates and has not been accounted for in the "Phase delay" column!

Decimal sample rates : Amplitude response Bessel filter

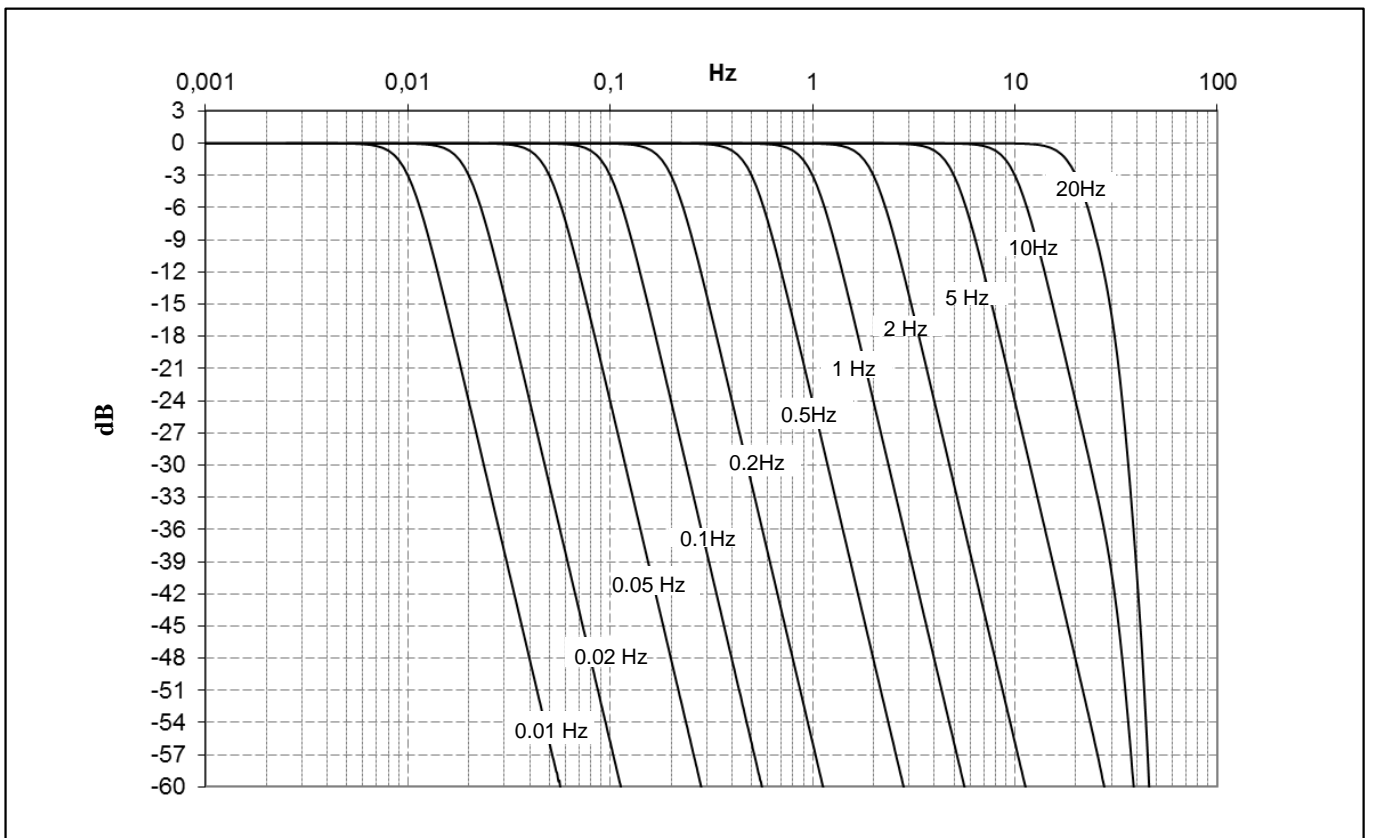


Decimal sample rates and digital low pass filter, type Butterworth 4th order

Typ	-1dB (Hz)	-3dB (Hz)	-20dB (Hz)	Phase delay (ms) ¹⁾	Rise time (ms)	Overshoot (%)	Data rate (Hz)
Butterworth	16.9	20	32.1	45.3	21.2	13	200
	8.4	10	17.7	67.3	39.0	11	200
	4.2	5	8.9	112	77.5	10.86	200
	1.7	2	3.6	247	193	10.86	200
	0.8	1	1.8	473	387	10.86	200
	0.42	0.5	0.89	924	774	10.89	200
	0.17	0.2	0.36	2274	1952	10.84	200
	0.08	0.08	0.1	4807	3858	11	200
	0.042	0.05	0.089	9323	7744	10.90	20
	0.017	0.02	0.036	22805	19439	10.82	20
	0.008	0.01	0.018	45275	38845	10.82	20

¹⁾ The analog-to-digital converter's delay time is 128 μ s for all data rates and has not been accounted for in the "Phase delay" column!

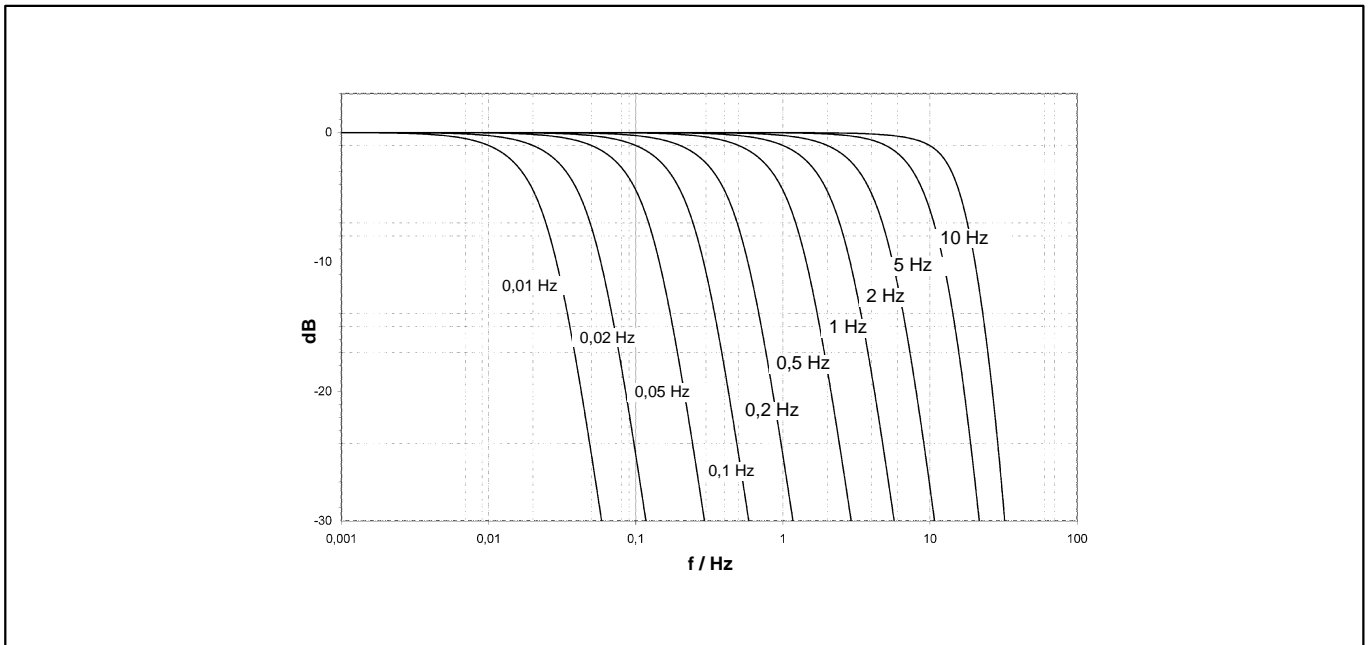
Decimal sample rates : Amplitude response Butterworth filter



Classic HBM sample rates and digital low pass filter, type Bessel 4th order

Typ	-1dB (Hz)	-3dB (Hz)	-20dB (Hz)	Phase delay (ms)	Rise time (ms)	Overshoot (%)	Data rate (Hz)
Bessel	10	14.1	26.7	44.6	27.4	6.7	600
	5	7.7	17.1	63.4	46.6	3.2	600
	2	3.3	8.1	122.3	107.1	1.3	600
	1	1.7	4.2	221.8	210.2	1.0	600
	0.5	0.84	2.12	418.8	418.4	0.9	300
	0.2	0.34	0.85	1020.9	1045.0	0.9	300
	0.1	0.17	0.43	2023.4	2090.1	0.9	300
	0.05	0.085	0.214	3938.8	4184.2	0.8	20
	0.02	0.034	0.086	9959.6	10420.4	0.9	20
	0.01	0.017	0.043	19995.0	20900.9	0.9	20

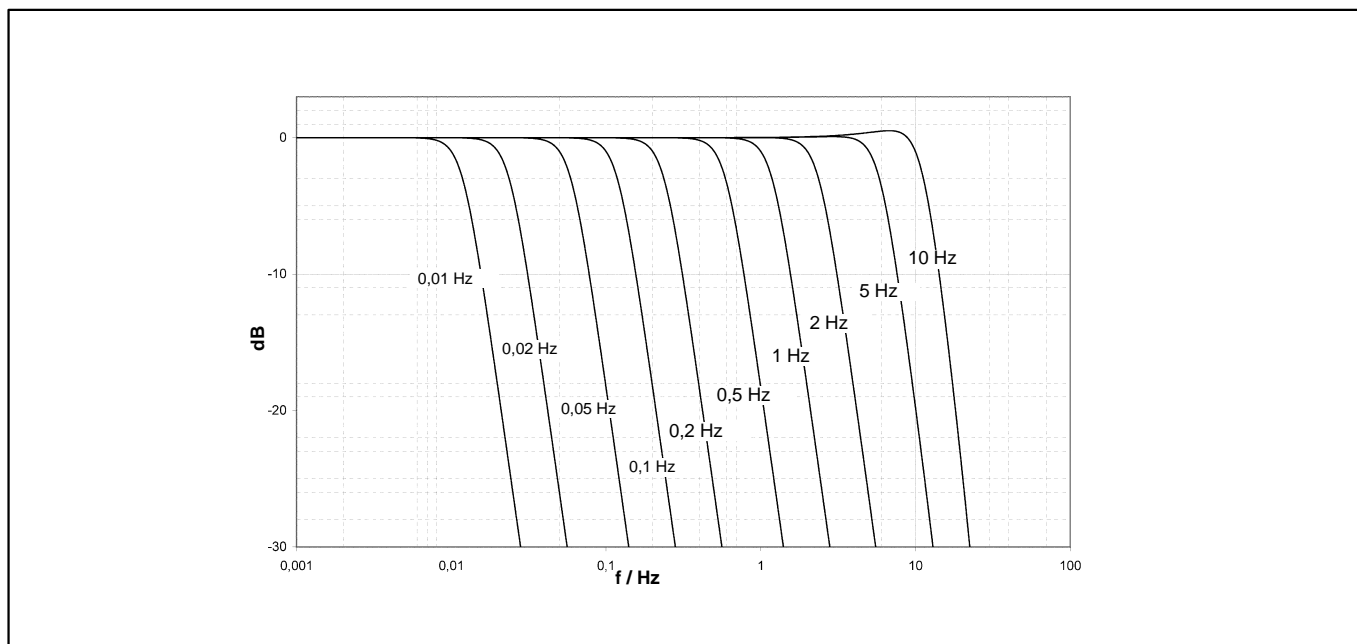
Classic HBM sample rates : Amplitude response Bessel filter



Classic HBM sample rates : active low pass filter MX1609TB

Typ	-1dB (Hz)	-3dB (Hz)	-20dB (Hz)	Phase delay (ms)	Rise time (ms)	Overshoot (%)	Data rate (Hz)
Butterworth	10	11.3	18.4	76.6	35.4	15.7	600
	5	5.9	10.1	126.1	66.7	12.0	600
	2	2.4	4.2	283.3	164.6	11.0	600
	1	1.2	2.1	546.5	328.3	11.0	600
	0.5	0.60	1.05	1069.7	656.7	11.0	300
	0.2	0.24	0.42	2646.9	1631.6	11.0	300
	0.1	0.12	0.21	5278.4	3263.3	11.0	300
	0.05	0.059	0.106	10452.6	6566.6	11.0	20
	0.02	0.024	0.042	26253.9	16316.3	11.0	20
0.01	0.012	0.021	52588.9	32632.6	11.0	20	

Classic HBM sample rates : Amplitude response Butterworth filter



Specifications Power pack NTX001

Nominal input voltage (AC)	V	100 ... 240 ($\pm 10\%$)
Stand-by power consumption at 230 V	W	0.5
Nominal load		
U _A	V	24
I _A	A	1.25
Static output characteristics		
U _A	V	24 \pm 4%
I _A	A	0 - 1.25
U _{Br} (Output voltage ripple, peak to peak)	mV	≤ 120
Current limiting, typically from	A	1.6
Primary - secondary isolation		galvanically, by optocoupler and converter
Creep distance and clearance	mm	≥ 8
High-voltage test	kV	≥ 4
Ambient temperature range	°C [°F]	0... +40 [+32 ... +104]
Storage temperature	°C [°F]	-40 ... +70 [-40 ... +158]

Thermal calibration

Measurement chain accuracy largely depends on the thermocouples used. The MX1609 measurement module offers the option of improving accuracy by performing thermal calibration of two measurement points, for example.



To do so, all thermocouples from a production lot are connected to the thermo-mini, for example. During this process, temperatures measured with a precise PT1000 are entered into a table on the sensor and a calibration data sheet for the thermocouple concerned in the software. This means that additional table-based thermocouple linearization is performed on the device in real time alongside the IEC-based polynomial linearization. In an ideal situation, calibration points are saved to the THERMO-MINI with an integrated RFID by HBM. This means a highly precise temperature measurement is possible with the MX1609 where the ambient temperature is constant for the device.

Polynomial linearization stored in the device

U / mV

°C

NiCr-Ni

Second user specific x point thermal calibration

°C

°C

Open up TEDS editor

set point ⚡ measurement






0 °C	0,82 °C
300 °C	301,4 °C

cal table

Result:
further improve accuracy in thermocouple measurement up to 14 cal pairs can be stored in rfid

Accessories MX1609TB, to be ordered separately

Article	Description	Order No.
Transducer side		
Pack comprising 5 mini thermocouple plugs for type K thermocouples, including integrated RFID chip	5 type-K thermocouple mini-connectors with an integrated RFID chip to detect measurement points for the MX1609/KB/TB/-R installation variants Type K thermocouple modules: NiCr-NiAl, green.	1-THERMO-MINI-T
Power		
AC-DC power supply / 24 V	Input : 100 ... 240 V AC ($\pm 10\%$), 1.5 m cable Output: 24 V DC, max. 1.25 A, 2 m cable with ODU connector	1-NTX001
3m cable - QuantumX supply	3 m cable for voltage supply of QuantumX modules; Suitable plug (ODU Medi-Snap S11M08-P04MJGO-5280) on one side and open strands on the other end.	1-KAB271-3
Communication		
Ethernet cross over cable	Ethernet cross over cable for direct operation between a PC or Notebook and a modul / device, length 2 m, type CAT5+	1-KAB239-2
Firewire cable (module-to-module)	Firewire connection cable for QuantumX modules; with matching plugs on both sides. Lengths 0.2 m/2 m/5 m. Note: The cable enables QuantumX modules to be supplied with voltage (max. 1.5 A, from the source to the last drain).	1-KAB272-0.2 1-KAB272-2 1-KAB272-5
IEEE1394b IEEE1394b FireWire IEEE ExpressCard	FireWire IEEE 1394b ExpressCard (ExpressCard/34) to connect QuantumX modules to a notebook or PC	1-IF002
IEEE1394b FireWire cable PC-to-module	Firewire connection cable between module and PC. With matching plugs on both sides; Length: 3 m. No voltage supply of the modules possible via KAB293.	1-KAB293-5
IEEE1394b FireWire cable from hub to module, IP68	FireWire connection cable between HUB and module. For data transfer from QuantumX modules to the HUB. Fitted with suitable plugs at both ends. Length: 3 m	1-KAB276-3
Mechanic		
Connecting elements for QuantumX modules	Connecting elements (clips) for QuantumX modules; Set comprising 2 case clips including mounting material for fast connection of 2 modules.	1-CASECLIP
Connecting elements for QuantumX modules	Fitting panel for mounting of QuantumX modules using case clips (1-CASECLIP), lashing strap or cable tie. Basic fastening by 4 screws.	1-CASEFIT
QuantumX Backplane (Standard)	QuantumX Backplane – Standard for a maximum of 9 modules; General: - Mounting on wall or control cabinet (19") - Connection of external modules by FireWire possible; - Power supply: 24 V DC / max. 5 A (150 W);	1-BPX001
QuantumX Backplane (Rack)	QuantumX Backplane – Rack for maximum 9 modules; - 19" rack mounting with handles left and right; - Connection of external modules via FireWire possible; - Power supply: 24 V DC / max. 5 A (150 W).	1-BPX002

Article	Description	Order No.
Software and product packages		
Bundle 	All-inclusive package comprising measurement modules, power supply, Ethernet cable, and EVIDAS software	K-EVIDASBUN-ESS-QX1609K
EVIDAS 	Modern test and measurement software for measurement data recording, analysis, visualization, and storage with the main functions: <ul style="list-style-type: none"> - Quick, easy parameterization of channels using TEDS chip and sensor database, directly into the channel table and into a separate dialog - Measurement and test task parameterization - Individual visualization (online or inventory data) - Data analysis and calculation - Saving in different formats, such as PNRF, Excel, ASCII, MDF, and MATLAB - Data transfer to the cloud 	1-EVIDAS 1-EVIDAS-FN (Network license)
catman® AP 	Software package including catman® Easy functionality plus additional modules such as integration of video cameras (EasyVideoCam), complete post-process analysis (EasyMath), automation of recurring processes (EasyScript), off-line preparation of measurement projects (EasyPlan) as well as additional functions such as calculating electrical power, special filters, frequency spectrum and more details at www.hbm.com/catman	1-CATMAN-AP
catman® EASY 	The basic software package for measurement data acquisition comprises convenient channel parameterization using TEDS or the sensor database, measurement job parameterization, individual visualization, data storage and reporting.	1-CATMAN-EASY
catman® PostProcess 	Post Process edition for visualization, preparation and analysis of measurement data, including many mathematical functions, data export and reporting.	1-CATEASY-PROCESS
LabVIEW™ driver ¹⁾	Universal driver from HBM for LabVIEW™.	1-LabVIEW-DRIVER
DIAdem® driver	QuantumX device driver for the DIAdem® software from National Instruments. German user interface.	1-DIADEM-DRIVER
CANape® driver	QuantumX driver for the software CANape® from Vector Informatik. CANape versions from 10.0 are supported.	1-CANAPE-DRIVER

¹⁾ More drivers and partners at www.hbm.com/quantumX

Subject to modifications.
All product descriptions are for general information
only. They are not to be understood as a guarantee
of quality or durability.

托驰（上海）工业传感器有限公司
上海市嘉定区华江路348号1号楼707室
电话：+86 021 51069888
传真：+86 021 51069009
邮箱：zhang@yanatoo.com
网址：www.sensor-hbm.com

measure and predict with confidence

